

Simpson Custom Suit Order Form

Customer Information

Pegasus Customer No. _____
 Name _____
 Address _____
 City _____ State _____ Zip _____
 Telephone _____

Suit Info: See styles & color areas on next page

Part No./Name of Suit _____
 Fabric _____
 Suit Design/Style letter _____
 Color AREA 1: _____
 Color AREA 2: _____
 Color AREA 3: _____

Name Embroidery Options

Name

Blood Type _____

Style **BLOCK** *Script*

Position Chest Belt

Options for Custom Suits (pictured on next page)

Not all options listed available on all made-to-order suits.

- Suit Base Price** \$ _____
- Options:** *Add to Base Price:*
- Custom Fit and Tailored to measurements. Included
 - Design A-L (see next pg) Included
 - Vertical Quilt (not available on MTO6) Included
 - 180° Nomex® shoulder/back gusset Included
 - Zippered Breast Patch Pocket Included
(Not available on styles C/D/F/I/K/L)
 - Inset Side Pants Pockets (not available on MTO40/MTO50) Included
 - Patch Front Pants Pockets (MTO40/MTO50 only) Included
 - Epaulets: choose one Included
 - Straight 3-Point Flat
 - Name Embroidery (Standard type face on belt: Script) Included
 - Choice of Collar: choose one Included
 - Banded Soft Knit Wrap-a-round (standard)
 - Colored Rib Cuff (Ankle & Wrist), choose one Included
 - Red White (standard) Blue Black
 - Certification: choose either or both Included
 - SFI-5 Tag FIA Embroidery
 - 360° full arm Nomex® shoulder gusset \$99.00
 - Lower Back Expandable Nomex® gusset \$94.00
 - Box Quilt. Choose one: (not available on MTO25 or MTO45) \$84.00
 - Red White Blue Black Match Suit Color
 - Back Patch Pocket \$31.00
 - Straight Leg Cuff \$62.00
 - Built-in Arm Restraint \$62.00
 - 2-piece Driving Suit (Separate pant & jacket) \$41.00
 - Embroidery (Custom Logos and Graphics) Send art for quote
 - Custom Designed One-of-a-Kind Suit Send art for quote
 - Size Charge* 15% of base price

* If any dimension measures over 50" (height not included), an additional 15% of base suit price will be added.

Total Suit Price: Add Base Price & Options. \$ _____

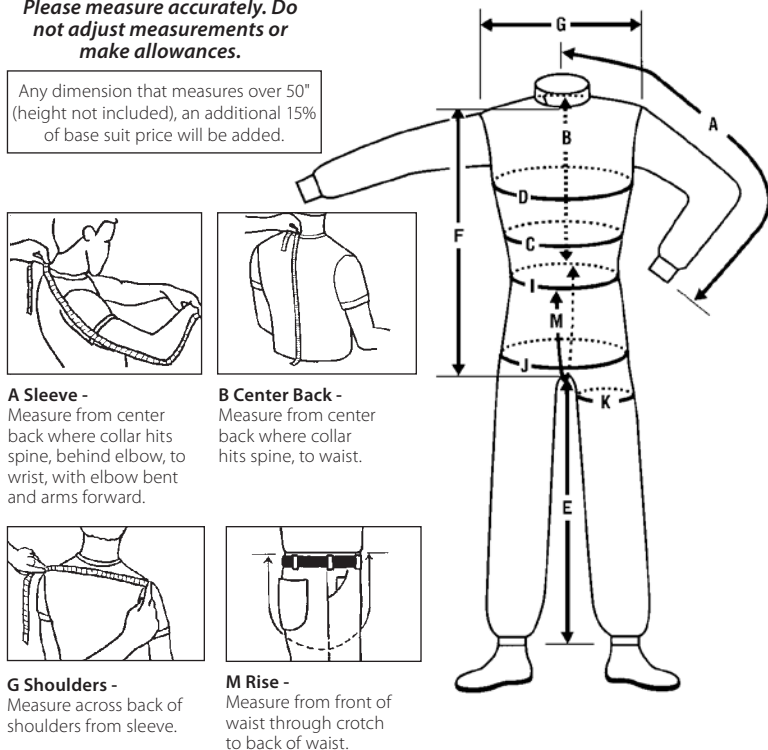
Total Suit Price does not include one-of-a-kind design, embroidery or custom graphics, special instructions or shipping.

How to Measure for a Custom Fit

Male Female Youth

Please measure accurately. Do not adjust measurements or make allowances.

Any dimension that measures over 50" (height not included), an additional 15% of base suit price will be added.



A Sleeve - Measure from center back where collar hits spine, behind elbow, to wrist, with elbow bent and arms forward.

B Center Back - Measure from center back where collar hits spine, to waist.

G Shoulders - Measure across back of shoulders from sleeve.

M Rise - Measure from front of waist through crotch to back of waist.

Record Your Measurements: (Use cloth measuring tape)

Key	Description	Measurement (in inches)
A	Neck to Wrist. Measure from center of neck (bone) to wrist.	
B	Center back length. Measure neck (bone) to waist.	
C	Natural waist. Measure across navel & level across back.	
D	Chest. Measure widest circumference.	
E	Inseam. Measure bottom of rise to ankle (bone).	
F	Torso height. Collar bone to where crotch seams meet.	
G	Shoulder width. End of shoulder to end of shoulder.	
I	Beltline. Measure where pants waistband rides (not pants size).	
J	Hips. Measure 8" below natural waist (C).	
K	Thigh. Measure 4" below crotch.	
M	Rise. Measure front to back waist. Same measurement points as C.	
N	Neck size	
O	Height	
P	Weight	

Special Instructions

Please indicate any special fit, style, color, or option instructions below. Attach extra sheet if necessary.













This form must be faxed (1-800-742-0484) or mailed to Pegasus Auto Racing to place a custom suit order. If you have any questions on this form, please contact the Customer Service Department at 1-800-688-6946 between 9am and 5pm CST, Monday through Friday. If your design is complex, please use an additional full sheet of paper to make a large detailed drawing.



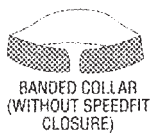
Pegasus Auto Racing Supplies
 2475 S 179th St
 New Berlin, WI 53146

Simpson Custom Suit Ordering Information

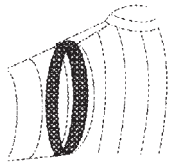
Suit Designs (Indicate Design and Area Color choices on custom suit order form)

<p>DESIGN A</p>  <p>AREA 1: Body, Legs, Sleeves AREA 2: 1" Stripes on Sleeves</p>	<p>DESIGN B</p>  <p>AREA 1: Body, Legs, Sleeves AREA 2: Collar, Epaulets, Belt, Pockets</p>	<p>DESIGN C</p>  <p>AREA 1: Body, Legs, Sleeves AREA 2: 6" Bands on Chest and Sleeves</p>	<p>DESIGN D</p>  <p>AREA 1: Body, Legs, Sleeves AREA 2: Collar, Epaulets, 6" Band on Chest</p>	<p>DESIGN E</p>  <p>AREA 1: Legs, Collar, Epaulets AREA 2: Body, Sleeves</p>	<p>DESIGN F</p>  <p>AREA 1: Body, Legs, Sleeves AREA 2: 6" Band on Chest</p>
<p>DESIGN G</p>  <p>AREA 1: Legs AREA 2: Body AREA 3: Sleeves</p>	<p>DESIGN H</p>  <p>AREA 1: Waist, Legs, Sleeves AREA 2: Chest, Back</p>	<p>DESIGN I</p>  <p>AREA 1: Body, Legs, Sleeves AREA 2: Chevron on Chest only</p>	<p>DESIGN J</p>  <p>AREA 1: Body, Legs, Sleeves</p>	<p>DESIGN K</p>  <p>AREA 1: Body, Legs, Sleeves AREA 2: 6" Band on Chest only. Checkerboard- B&W only</p>	<p>DESIGN L</p>  <p>AREA 1: Waist, Legs, Sleeves AREA 2: 6" Bands on Chest and Sleeves AREA 3: Chest, Back</p>

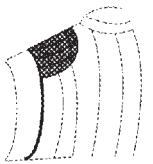
Suit Options (Indicate choices on custom suit order form)



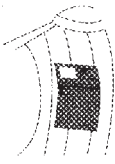
BANDED COLLAR (WITHOUT SPEEDFIT CLOSURE)



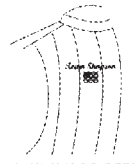
360° GUSSET



PADDLED EPAULET




ZIPPERED BREAST POCKET



NAME EMBROIDERY (SCRIPT OR BLOCK)



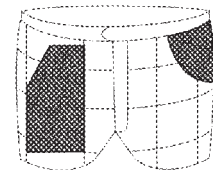
CONTRASTING THREAD



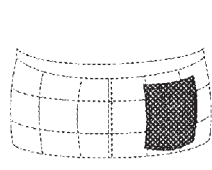
STRAIGHT LEG CUFF
COLORED RIBBED CUFF (ANKLE & WRIST)



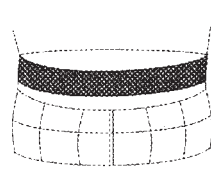
STANDARD COLLAR (NOMEX® III WITH SPEEDFIT CLOSURE)



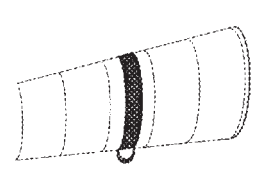
PANT SIDE POCKETS (PATCH OR INSET)



BACK PATCH POCKET



LOWER BACK EXPANDABLE GUSSET



BUILT-IN ARM RESTRAINT



SOFT COLLAR (KNIT NOMEX WITH SPEEDFIT CLOSURE)