

## Brake Adapter Fittings

All of the fittings shown here have a male 3AN or 4AN fitting on one side for connecting to a female hose end (or tube nut and sleeve when used with hard steel tubing). With our large selection you will be able to adapt to just about any caliper, master cylinder or steel brake line. Copper crush washers are usually used to seal against the face of brake cylinders and calipers. Be sure to order fittings that have a large enough hex to seal against the washer (indicated by "\*" in the chart). See the general fittings section for other fittings that can be used for brake, clutch or garage lines. The banjo fittings shown here do not include the bolt or crush washers.

3AN to Male 42° Inverted Flare 3/8-24*, Long	Part No. 3265-1*	\$18.29
3AN* to Male 42° Inverted Flare 3/8-24*, Short	Part No. 3265-2*	\$8.49
3AN to Male 42° Inverted Flare 7/16-24, Long	Part No. 3265-3	\$19.49
3AN to Male 42° Inverted Flare 7/16-24, Short	Part No. 3265-4	\$8.49
4AN to Male 42° Inverted Flare 3/8-24*, Long	Part No. 3265-5*	\$23.49
4AN to Male 42° Inverted Flare 3/8-24*, Short	Part No. 3265-6*	\$5.49
4AN to Male 42° Inverted Flare 7/16-24, Long	Part No. 3265-7	\$23.49
4AN to Male 42° Inverted Flare 7/16-24, Short	Part No. 3265-8	\$8.99
4AN to Male 42° Inverted Flare 1/2-20, Short	Part No. 3265-9	\$24.99
4AN to Male 30° Inverted Flare 7/16-20, Long	Part No. 3265-10	\$17.99
4AN to Male 30° Inverted Flare 7/16-20, Short	Part No. 3265-11	\$18.29

3AN\* to Female 42° Inverted Flare 3/8-24..... Part No. 3265-12\* ..... \$4.99  
 See below for a retaining clip to mount this adapter in a bulkhead or bracket.

4AN* to Female 42° Inverted Flare 3/8-24.....	Part No. 3265-13*	\$4.99
3AN to Male 10 x 1.25mm Convex Seat.....	Part No. 3265-14	\$9.99
4AN to Male 10 x 1.25mm Convex Seat.....	Part No. 3265-15	\$9.99
3AN to Male 10 x 1.0mm Convex Seat.....	Part No. 3265-16	\$8.49
4AN to Male 10 x 1.0mm Convex Seat*.....	Part No. 3265-17*	\$12.29
3AN* to Female 10 x 1.0mm Concave Seat.....	Part No. 3265-18*	\$7.29
4AN* to Female 10 x 1.0mm Concave Seat.....	Part No. 3265-19*	\$5.99

3AN to 3/8 or M10 Banjo Fitting.....	Part No. 3265-20	\$10.49
4AN to 3/8 or M10 Banjo Fitting.....	Part No. 3265-21	\$10.49
3AN to 7/16 Banjo Fitting.....	Part No. 3265-22	\$10.29
4AN to 7/16 Banjo Fitting.....	Part No. 3265-23	\$9.99
3AN to 10mm Long Stem Banjo Fitting.....	Part No. 3265-24	\$13.99
4AN to 10mm Long Stem Banjo Fitting.....	Part No. 3265-25	\$19.99
4AN to 12mm Banjo Fitting.....	Part No. 3265-48	\$12.49

3AN to 3/8-24*, large hex for crush washer.....	Part No. 3265-26*	\$2.97
4AN to 7/16-20*, large hex (4AN to 4AN union).....	Part No. 3265-27*	\$5.29
3AN* to Female 10 x 1.25mm Concave Seat.....	Part No. 3265-28*	\$5.99
3AN* to Female 10 x 1.25mm Convex Seat.....	Part No. 3265-29*	\$5.49
3AN* to Female 10 x 1.0mm Convex Seat.....	Part No. 3265-30*	\$5.49
4AN* to Female 10 x 1.0mm Convex Seat.....	Part No. 3265-31*	\$5.49

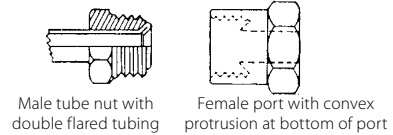
Dual 3AN to 3/8 or M10 Banjo Fitting..... Part No. 3265-32..... \$19.99

3AN to Male 10 x 1.0mm Concave Seat.....	Part No. 3265-51	\$9.19
3AN* to Male 12 x 1.5mm Concave Seat.....	Part No. 3265-39*	\$19.49
4AN* to Male 12 x 1.5mm Concave Seat.....	Part No. 3265-40*	\$8.99

\* These parts have a large enough hex to be used with a crush washer when sealing against a flat faced port. \*\*\* in description indicates on which side(s) crush washer may be used: (3/16 minimum hex for 3/8 washer, 5/8 minimum hex for 7/16 washer)

### How To Identify Inverted Flare Brake Fittings

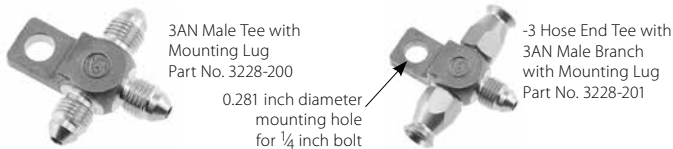
Inverted flare (I.F.) brake lines have a tube nut that has male threads on it and the tubing is double flared to capture the nut. The female threaded port that it connects to has a convex protrusion at the bottom of the port which seals against the flared tubing as shown.



PLUMBING

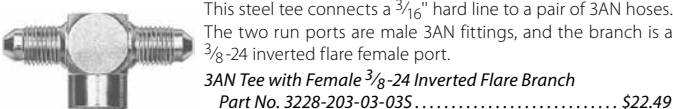
## Specialized Brake Fittings and Brake Light Switch

### Forged Stainless 3AN and -3 Hose End Tees with Mounting Lug



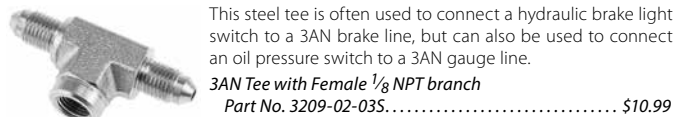
3AN Male Tee with Mounting Lug Part No. 3228-200	-3 Hose End Tee with 3AN Male Branch with Mounting Lug Part No. 3228-201
0.281 inch diameter mounting hole for 1/4 inch bolt	
3AN Male Tee with Mounting Lug.....Part No. 3228-200..... \$65.99	
All three ports are male 3AN fittings.	
-3 Hose End Tee with 3AN Male Branch with Lug.....Part No. 3228-201..... \$65.99	
The two run ports attach directly to -3 PTFE hose. The branch port is a male 3AN fitting.	
-3 Hose End Tee with Mounting Lug.....Part No. 3228-202..... \$69.99	
All three ports attach directly to our size 3 PTFE hose.	
Spare Sleeve for 3AN hose ends, each.....Part No. 3261-3-Sleeve... \$1.59	

### 3AN Tee with Female 3/8-24 Inverted Flare Branch



This steel tee connects a 3/16" hard line to a pair of 3AN hoses. The two run ports are male 3AN fittings, and the branch is a 3/8-24 inverted flare female port.  
 3AN Tee with Female 3/8-24 Inverted Flare Branch  
 Part No. 3228-203-03-03S..... \$22.49

### 3AN Tee with Female 1/8 NPT Branch



This steel tee is often used to connect a hydraulic brake light switch to a 3AN brake line, but can also be used to connect an oil pressure switch to a 3AN gauge line.  
 3AN Tee with Female 1/8 NPT branch  
 Part No. 3209-02-03S..... \$10.99

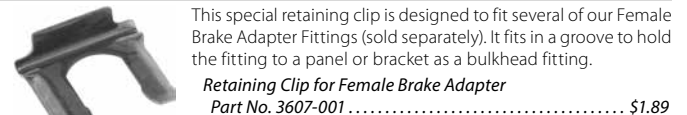
### 3AN to 42° Inverted Flare Adapter with Frame Tab



This anodized aluminum bulkhead adapter is great for making the transition from steel hard line to a 3AN brake hose. It has a female 42° inverted flare 3/8-24 port for connecting standard 3/16" diameter automotive steel hard line. It comes with an unplated steel bracket which can be welded, bolted or riveted to the frame. An anodized aluminum bulkhead mounting nut is also furnished.

3AN to 42° Inverted Flare Adapter with Frame Tab..... Part No. 4651..... \$14.99

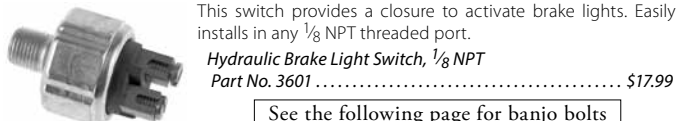
### Retaining Clip for Female Brake Adapter



This special retaining clip is designed to fit several of our Female Brake Adapter Fittings (sold separately). It fits in a groove to hold the fitting to a panel or bracket as a bulkhead fitting.

Retaining Clip for Female Brake Adapter  
 Part No. 3607-001..... \$1.89

### Hydraulic Brake Light Switch



This switch provides a closure to activate brake lights. Easily installs in any 1/8 NPT threaded port.

Hydraulic Brake Light Switch, 1/8 NPT  
 Part No. 3601..... \$17.99

See the following page for banjo bolts with an integral brake light switch!